


pextra PXP

Patented Master Key System

Patented until 2032



Product Brochure







A closer look at mechanical keying

pextra PXP is a highly secure mechanical key system with a unique sophisticated key profile. The diversity of the pextra PXP key system allows options ranging from a simple keyed alike system operated through the one key to a specific grand master key system, where multiple levels of access can be introduced.

The pextra PXP key system can be used in a variety of different applications such as building complexes, public offices, schools or for your own private home.

pextra PXP can be used in both new fits and retrofits. Available in a wide range of different cylinder types, to suit mortice locks, rim locks, padlocks, furniture locks, cam locks and many more.

Reducing the risk of unauthorised entry



Advantages at a glance

- Colour key inserts for ease of identification
- Multi profiles for large key systems
- Patent key system till 2032
- Anti-Bump protection
- Anti-Drill protection
- Protection against duplication of keys, key control
- Cylinders available for many different applications

Extra patent protection

The pextra PXP system is protected by the following patents:

- Patent EP 2686510 - valid until 2032
- Patent Application WO2012/088562 - valid until 2032

Pick resistant protection

Provided by an overlapping paracentric key profile and special pins.

Anti-drilling protection

Provided by additional steel safety elements in the cylinder.

Protection against the bumping method

A patented system by dormakaba using a centring pin (magnetic pin) has been proven to hinder opening cylinders by the bumping method. Even expert lock pickers have not been able to bump open a pextra cylinder.

High security standard

pextra is certified to the following international standards

- AS4145.2 - Cylinder security Sc7
- AS4145.2 - Key security K8 (includes centering pin)
- EN1303 - Key related security Grade 4-6
- DIN 28252 Grade 82 (6 Pin)
- VdS Grades B, BZ and for master key systems

For personal security

Do you know where all your keys are?

Duplicate keys may only be produced by an authorised dealer upon correct authorised signature.

More than mechanical security



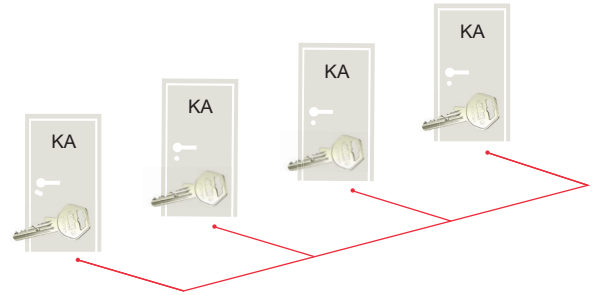
One key to replace many

- Individual unit entries
- Gym
- Common Areas
Eg. Foyer
- Car Park Entry
- Fire Stairs
- Retail



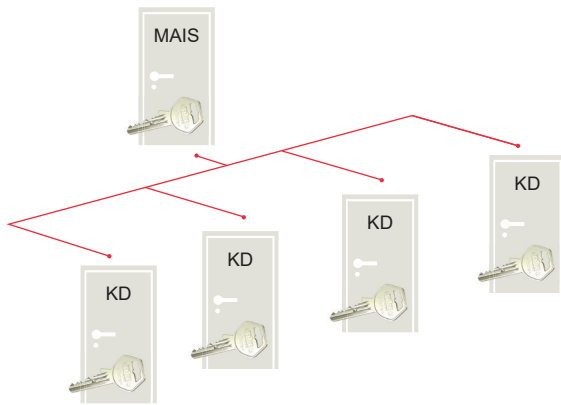
Key to Differ (KD)

Each cylinder can be operated by its own key.



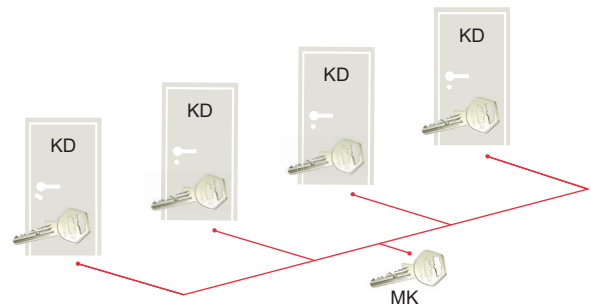
Keyed Alike (KA)

Several cylinders can be opened by the same key.



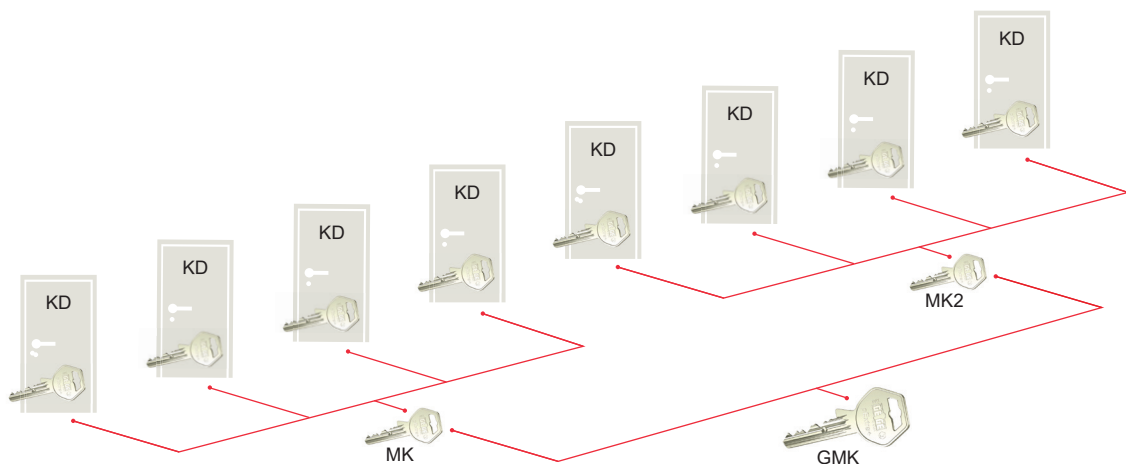
Maisoned (MAIS)

Each key opens its own cylinder and the maisonned entrance cylinder (e.g. the main entrance in an apartment block).



Master Key System (MK)

Each cylinder is opened by its own individual key and by the master key.



Grand Master Key System (GMK)

Each cylinder is opened by its own individual key, the respective master key and the grand master key.

Easy as 1two3

Three lives, before requiring a rekey

The pextra 1two3 system allows an end user to lose their keys three times before requiring a rekey. These rekeys can be built into the cylinder by the locksmith during the assembly stage of the cylinders using the two special wafers.

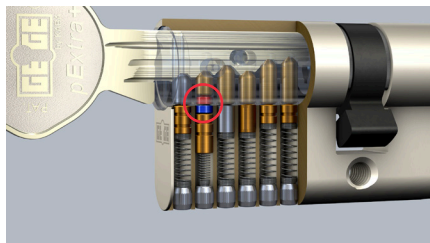
When the end user loses their first key, the end user would insert the second key into their cylinder. By inserting this key the first wafer is moved into the side of the plug allowing the new key to work, which in turn blocks the first key from working again.

When the end user loses their second key, the end user would insert the third key into their cylinder. By inserting this key into the cylinder, the second wafer is moved into the side of the plug allowing the new key to work, which in turn blocks the second key from working again.

Note: If Key 3 is used prior to Key 2 being used this blocks Key 2 from working.

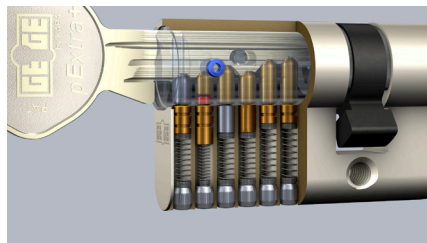
Life 1

Key 1 is the first key that is to be used in your cylinder/lock. Key 2 and Key 3 are reserved for the future.



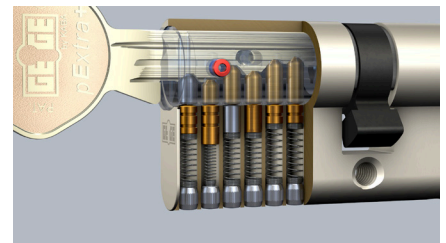
Life 2

If you lose Key 1, you simply insert Key 2 to operate your cylinder. This blocks Key 1 from working again. Leaving Key 3 as a reserve for the future.



Life 3

If you lose Key 2, you simply insert Key 3 to operate your cylinder. This blocks Key 1 and Key 2 from working again.

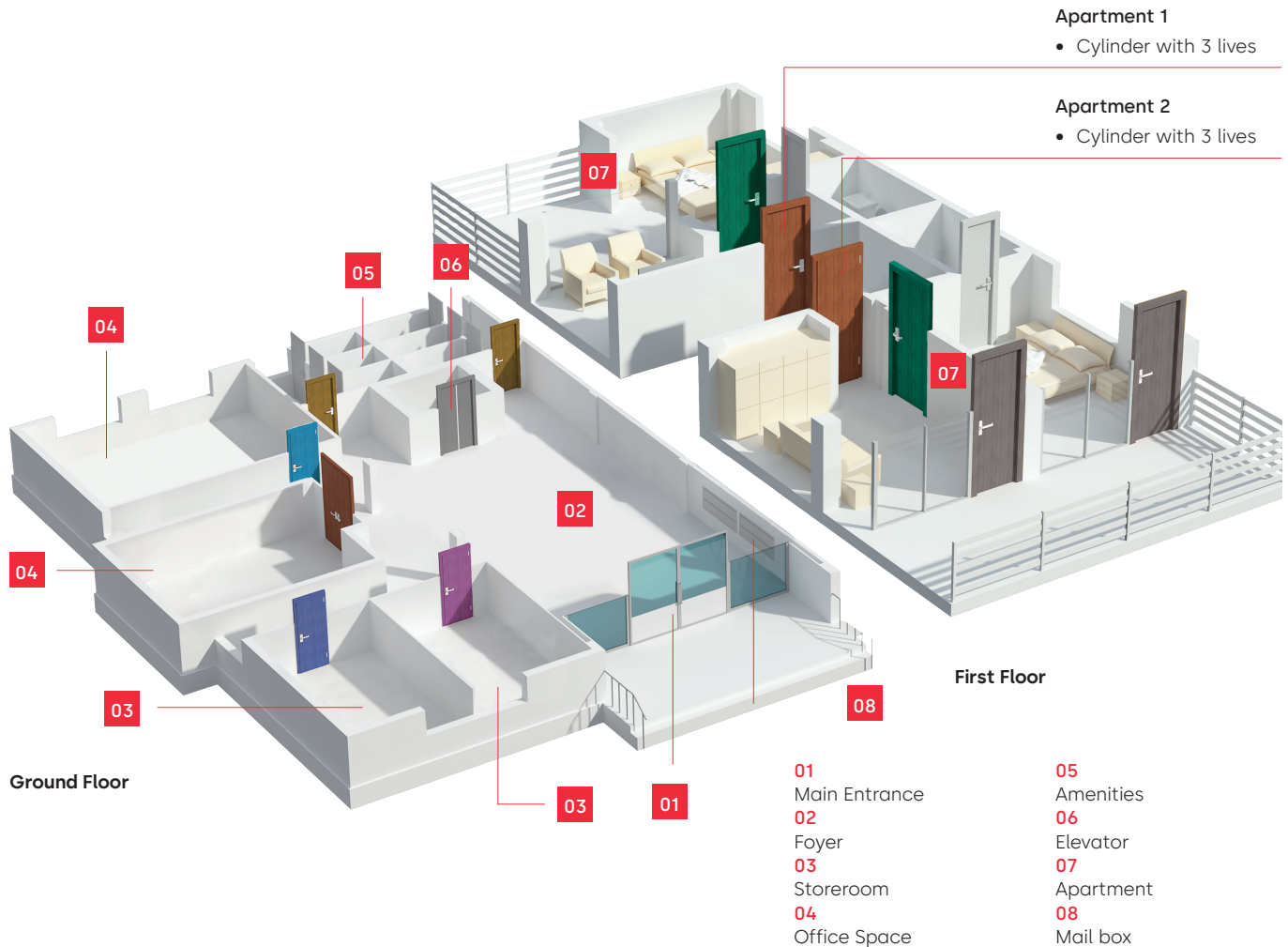


Two wafers are stored in the plug

Construction Keying

Used on site during construction phases of building

If we consider a typical block of apartments:



Phase 1 Construction Stage

A convenient way of providing continued security during the 3 phases of construction is to use pextra Construction keying.

In simple terms, all cylinders are operated by the one key (KA) during the construction phase.



Phase 2 Hand over to the developer/ real estate

At "handover" the next stage key (commonly known as the developer key) is turned in the cylinder, moving the 1st construction wafer, and "changing" the combination of the cylinder to the key that has just been inserted. Blocking the Phase 1 key from working again.



Phase 3 Hand over to the end user

Once the apartment is sold, the owner inserts and turns their key moving the 2nd construction wafer, again "changing" the combination of the cylinder to the final combination, to the owner's key. Blocking the Phase 2 key from working again.

Cleaner

Professional care and maintenance

dormakaba design and supply fine mechanical products, offering the highest levels of precision. It is therefore important that they are regularly maintained.

The cleaner is specifically designed to maintain and clean all kinds of lock cylinders. Decades of practical experience and laboratory-proven physical properties put the new formula in a class of its own. Unlike many of the products available from other manufacturers, the cleaner does not thicken, eliminating the need to constantly re-lubricate the lock cylinder.

Our cleaner offers exceptional corrosion protection for steel, nickel silver and brass, and has no long-term effect on the surfaces. It can be used on all lock cylinders without restriction (including mechatronic products and car cylinders).

The new cleaner formula is free of heavy metals, making it GHS-compliant (as per declaration on hazardous substances). In addition to its markedly improved water displacement, it also guarantees a higher level of lubricity. The spray remains in liquid form even in cold environments and can be used at temperatures as low as -25 °C.

The cleaner is available in two sizes 60/200 ml.
The 60ml cleaner is a pump spray and is free from propellant gas.
All sizes offer extremely economical dosing.

Benefits

- High level of corrosion protection
- Outstanding cleaning and lubrication properties
- Extremely economical dosing
- Suitable for use at temperatures as low as -25 °C
- Free of heavy metals
- Silicone-free
- Exceptional long-lasting effect



The practical packaging of the 60 ml can is also suitable for use as a counter display.
(see on the picture above)

Item	Article Number	Description
60/KABA	9400000003992	DORMAKABA CLEANER PUMP SPRAY 60ML
200/KABA	9400000000621	200ML DORMAKABA CLEANER SPRAY

Instruction for use

Shake the Cleaner well and screw the small red tube onto the valve (be sure not to simply insert it, as otherwise the tube could buckle). Next, hold the tube in the keyhole and operate the pump. Insert the key and turn it fully several times in both directions to ensure an even coating of lubricant inside the cylinder lock. After turning the key in the cylinder several times, wipe it clean with a soft cloth until no residue remains.

To ensure smooth lock cylinder operation in the long term, it is recommended to use the Cleaner at least once a year - or more frequently depending on how often the lock cylinder is used.

Please note: never use viscous substances (such as oil) to lubricate the lock cylinder. Only cleaning products that do not contain any corrosive substances may be used.

Technical data

Operating temperature range

- Use at -25 °C to +60 °C
- Storage: -20 °C to +50 °C

Packaging unit/sizes

- 12 x 60 ml
- 6 x 200 ml

Electrical conductivity

- Dielectric

Languages

- Application/hazard information available in 18 languages
(can be detached from the can)

The cleaner can be used with all dormakaba reversible and serrated key systems.



Step 1

Put red straw in nozzle



Step 2

Spray into cylinder 1-2 squirts



Step 3

Insert & remove key a couple of times



Step 4

Wipe key down with rag



**Door
Hardware**



**Electronic
Access & Data**



**Lodging
Systems**



Safe Locks



**Entrance
Systems**



**Interior Glass
Systems**



**Mechanical
Key Systems**



Services

Our Sustainability Commitment

Our sustainability commitment. We are committed to fostering a sustainable development along our entire value chain in line with our economic, environmental and social responsibilities toward current and future generations. We seek an open, transparent dialogue with all stakeholders to define strategies and actions based on clear targets and continuous improvement, and we actively report on our progress.

MKS_pextra PXP Construction Keying Brochure_MAY 2023 MKS00029.
Subject to change without notice

dormakaba Australia

Head Office
12-13 Dansu Court
Hallam VIC 3803
T 1800 675 411
info.au@dormakaba.com
www.dormakaba.com.au

dormakaba New Zealand

Building P 61-69 Patiki Road
1026 Avondale/Auckland
New Zealand
T: 0800 436 762
info.nz@dormakaba.com
www.dormakaba.com.au